



# Computing

## Online Safety

# Online Safety Story Planning



# Aim

- To apply online safety rules to real-life scenarios.

# Success Criteria

- I can explain how to stay safe online.
- I can give an example of unsafe online behaviour and the possible consequences.
- I can explain how to apply online safety rules to a given scenario.



# Digital Disasters

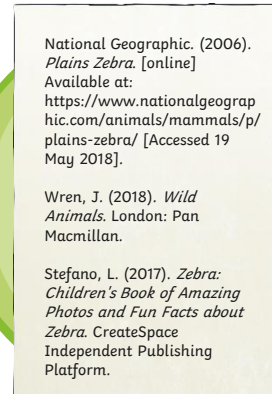
Think about the areas of online safety that we have looked at in this unit.



Spam emails



Creating strong passwords



Writing citations

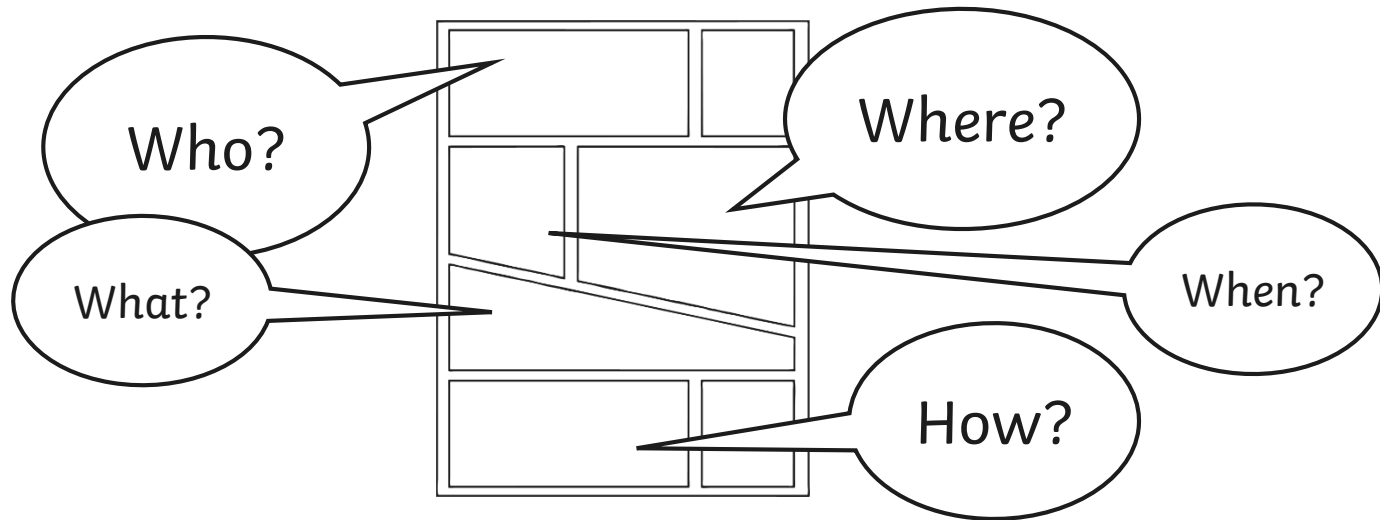


Editing photographs

What could be the possible consequences of not following good Internet safety practices in each of these areas?

# Possible Problems


You will be creating a comic strip about how to stay safe online. You will plan what your comic strip will be about.



Let's look at an example of a situation where someone has not stayed safe online.

# Possible Problems

What does the character do wrong?




He spots an email telling him that he can have free pizza for a year. He opens the email and clicks on a link.

Bob is checking his email.

# Possible Problems

What should they do now to avoid the situation getting worse?




Bob should tell his parents straight away and explain what has happened. He shouldn't click anything else on the computer.



# Possible Problems

What should the character do next time they are doing this activity?

^ Index		1-1 of 1	⋮
Sender	Subject	Date	
<input type="checkbox"/> PIZZA LAND fakerboy1331234@spamtown300.pe.it	You won FREE PIZZA for a year	03/01/2018	
		Mark as Junk	

Bob should check the subject and the sender of the email carefully before he opens the email. If the email has been sent from a strange or unknown email address, or the subject sounds too good to be true, he should move the email to his junk folder without opening it.



# Plan Your Problem




Answer each question to plan your own idea for your comic strip.

- What online activity is the character taking part in?
- Why are they taking part in the activity?
- What does the character do wrong?
- What happens because of their unsafe online behaviour?
- How do they feel now?
- What should they do now to avoid the situation getting worse?
- What **safe** online behaviour should the character do **next time** they are doing the same activity?



# Put Your Plan on Paper



Now write down your plan, making sure you have answered each question.

Your plan will be used to create your comic strip next week.

In the first box, think of a terrific title for your comic.

## Online Safety Story Planner

<b>Box 1</b> - Title	
<b>Box 2</b> - What online activity is the character taking part in?	
<b>Box 3</b> - Why are they taking part in this activity? (They might be playing games, talking to friends, etc.)	
<b>Box 4</b> - What does the character do wrong?	
<b>Box 5</b> - What happens because of their unsafe online behaviour?	
<b>Box 6</b> - How do they feel now?	
<b>Box 7</b> - What should they do now to avoid the situation getting worse?	
<b>Box 8</b> - What <b>safe</b> online behaviour should the character do <b>next time</b> they are doing the same activity?	