

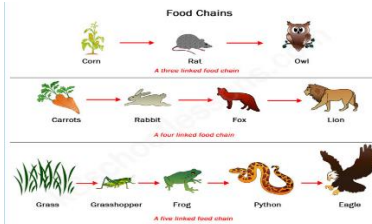






## Year 4 – Project Based Work ‘Habitats’

Please email any photographs or work to [year-4@mossgate.lancs.sch.uk](mailto:year-4@mossgate.lancs.sch.uk)

<p>Design your own habitat and make a model of it. You could use natural and/or man-made resources. Take a photograph of your habitat and email it to school.</p> 	<p>Write a factfile for an imaginary animal that lives in your habitat .</p> <p>Think about : What it eats Predators How it moves Appearance</p>  <p>Remember if it eats grass, it should not live in the sea!</p>	<p>Create some food chains that might exist in your made up habitat or a real one. Remember they all start with a plant, then an animal and then another animal. ( The arrows mean -&gt; is eaten by )</p> 
<p>Research how our world is changing environmentally and why. Create a poster or powerpoint presentation to encourage people to look after our environment.</p>  <p>It could be linked to: Climate Change    Deforestation Recycling    Reducing plastic</p>	<p>Make some observational drawings of plants and animals found in your home/ garden. You could draw, paint , collage or make a 3D sculpture of them.</p> 	<p>Create a picture of a habitat in the style of a famous artist such as Monet, Henri Rousseau etc.</p> 
<p>Make up a poem or song about the world and the different habitats within it. Record your song or poem – we would love to hear it !</p>	<p>You are the owner of a theme park which is based on learning about the plants and animals living in our world. Create a leaflet to persuade children to visit your theme park. Your park must have a café, things to do, roller coasters etc</p>	 <p>An idea of your own linked to Habitats. Be creative!</p>