

Year 5 Home Learning: Summer 2 – Week 1

Working together to achieve success'

Hello Year 5, we hope you are all keeping safe and well. Here is our next timetable to continue to support your learning at home. We are really enjoying seeing all of the fantastic work you have been doing with your learning, so please continue to share with us via email at year-5@mossgate.lancs.sch.uk and we will share these on our school's Facebook page every Tuesday. Thank you to all of the families for taking the time to do this at such a busy time. Please continue to use the email address if you have any questions about the learning as well.

Take care and keep safe.

Mrs Elwers and Mrs Massey.

Daily PE:

Start the day with 20-30 minutes of physical activity. Suggestions include: Joe Wicks Daily PE lesson Natasha Butler Daily Workout / Just Dance videos in YouTube. Additional physical activity are uploaded weekly onto our school website at:

<https://lancashireschoolgames.co.uk/year-3-6-spar-lancashire-school-games-activity-timetable/>

Daily Newsround:

Watch the 5 minute news summary daily at 12:15pm by going to <https://www.bbc.co.uk/newsround> and click 'Watch Newsround' in the top right hand corner. Discuss topical items in the news and research any aspects which interest – this could be a topic, country or person. Newsround is updated daily. You could even produce your own news report on one of the topics and share it with us!

Maths:

Go to

to access the resources. Use the video to help explain the concept and then complete the activity (in your exercise book) which you can access by accessing the school website and following this path: **'Summer 2 Home Learning – Week 1 – Year 5'**.

| | Monday | Tuesday | Wednesday | Thursday | Friday |
|------------------|---|---------------------------------|---|--|-----------------------------|
| Mental Maths | Complete 15 minutes of IDL Numeracy (https://idlsgroup.com/) and/or Times Tables Rocks Stars (https://play.ttrockstars.com/auth/school). | | | | |
| | You will find the videos and PowerPoint presentations by following the White Rose Maths link https://whiterosemaths.com/homelearning/year-5/ and clicking on Week 4 (w/c 11th May). The sheets required for each day have been downloaded and are accessible by following: 'Summer 2 Home Learning – Week 1 – Year 5'. | | | | |
| White Rose Maths | Lesson 1 – Area of rectangles | Lesson 2 – Equivalent fractions | Lesson 3 – Converting proper fractions to mixed numbers | Lesson 4 – Compare and order fractions less than one | Lesson 5 – Friday challenge |

English: Focus theme – Titanic


Explore all there is to know about the most famous ocean liner, 'Titanic'. Continue to explore all there is to know about the most famous ocean liner, 'Titanic'. This week concentrates on the sinking of Titanic. Due to the sensitive nature of this weeks theme it is suggested that all reading activities and the watching of clips, are completed with an adult and supported through discussion.

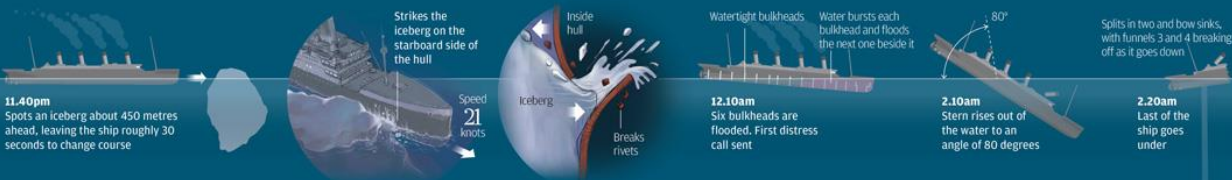
When following links online, parents should monitor that children are remaining on that page only and are keeping safe online.

Also: Complete 15 minutes of IDL Literacy (<https://idlsgroup.com/>) daily which develops spelling, comprehension and keyboard skills.

| | |
|-------|---|
| Mon | <p>Watch Sinking of the Titanic – only up to 6:30 mins here: https://www.youtube.com/watch?v=b0L_2jKEbA4&t=198s</p> <p>Write down key facts about the sinking as you watch in your books. Imagine you are a news reporter in 1912 and you have just received the information that Titanic has sunk. Write a news report explaining to your readers the events of the tragedy.</p> <p>Once you have written your news report, if possible, I'd love to see you film your report as if it is aired on BBC news! An example of a completed news report can be found here: The Sinking of the Titanic – Breaking News Report https://www.bbc.co.uk/bitesize/clips/zc78q6f Remember to read back through your work and check your spelling and punctuation.</p> |
| Tues | <p>Have a look at the PDF titled 'Why did the Titanic sink worksheet?' – only read page one</p> <p>After reading each account of who was to blame, decide who you think was responsible for the sinking – this may be one person or a combination of a few people. Imagine you have been asked to join a debate about who was to blame for the sinking of Titanic.</p> <p>Write down who you think was/were responsible giving your reasons. You may wish to add supporting facts based on what you have read here: The Sinking of the Titanic – Breaking News Report https://www.bbc.co.uk/bitesize/clips/zc78q6f</p> |
| Wed | <p>Read about notable passengers who were on board Titanic in Molly Brown and Eleven Other Famous Titanic Passengers: https://www.biography.com/news/famous-titanic-passengers-survivors-victims</p> <p>Select two of the passengers you have read about that interest you the most. Create a fact file for these two passengers – giving the main facts about their journey on board.</p> |
| Thurs | <p>Think about these two subjects in relation to Titanic. - Titanic - Passengers</p> <p>For each subject, write two adjectives, three verbs and two nouns, which link to these topics e.g. for Titanic you may use Adjectives: magnificent, doomed Verbs: sailing, colliding, sinking Nouns: vessel, ship https://www.wordhippo.com/ to improve your vocabulary.</p> <p>Once you have chosen your nouns, adjectives and verbs, use these to create a 'diamante poem'. Diamante poems use this structure:</p> <p style="text-align: center;"> Noun (Titanic) Adjective, Adjective Verb, Verb, Verb Noun, Noun, Noun, Noun Verb, Verb, Verb, Adjective, Adjective, Noun (passengers) </p> <p>The words in green will be the ones you generated for Titanic and the word in red will be the ones you generated for passengers. A completed example may look like this:</p> <p style="text-align: center;"> Titanic Magnificent, Doomed Sailing, Colliding, Sinking Vessel, Ship, Men, Women Gazing, Exploring, Searching, Poor, Rich, Passengers </p> |
| Fri | <p>Use all you have read over the past two weeks about Titanic to create either of these two writing outcomes:</p> <p>Non chronological report: Create a nonchronological report about Titanic. Select the topics you found most interesting and write a section for each.</p> <p>Infographic (a collection of images, charts and short pieces of text to provide an easy to understand overview of a topic). Create an infographic about particular key facts for the Titanic. An example of an infographic - Sinking the 'Unsinkable' can be found at the bottom of this timetable. Remember to read back through your work and check your spelling and punctuation.</p> |

Topic

| | |
|-------|---|
| Mon | <p>Online Safety – Week 1 – Have a look at https://www.thinkuknow.co.uk/8_10/watch/</p> <ol style="list-style-type: none">1. Think about these questions and answer them in your book.2. What did you think?3. What did you like about Play Like Share?4. What different things do Sam, Ellie and Alfie do online?5. What problem did Alfie face at the beginning of the cartoon?6. How did the gamer make Alfie feel?7. What did Alfie do when he realised something wasn't right?8. What happened when Selfie's video was made public? How did it make them feel? |
| Tues | <p>Art Have a look at this video- it shows you how to draw the titanic. https://www.youtube.com/watch?v=sRL-A4x6Uu8 Can you create a collage about the sinking of the Titanic that has taken inspiration from these images.</p>  |
| Wed | <p>Science – I'd like you to investigate how boats float (do you remember one of our Key vocabulary words - buoyance) Have a look at the design a boat experiment PDF. Read it through and then follow the instructions and make your own boat.</p> |
| Thurs | <p>Don't forget to take pictures of the boat you've made and tell us how many passengers it can hold send your pictures into year-5@mossgate.lancs.sch.uk</p> |
| Fri | <p>Topic – Complete an activity from the new Plastic Pollution learning grid. Go to the school website - Summer 2 Home Learning – Week 1 – Year 5 – Plastic Pollution Learning Grid. Don't forget to share the tasks that you have been doing with us, especially on this important environmental problem.</p> |



Sinking the 'unsinkable'

The Titanic was said to be the finest ship ever built when it set sail on its maiden voyage on April 10, 1912. Four days later it would be sent to the bottom of the north Atlantic in less than three hours by a single iceberg.

"Blackbergs"

Icebergs can be difficult to see on a night with no moon. They only appear white because of light shining on them. Otherwise they reflect the dark night sky



Bad visibility
Calm water

Water temperature

-2.2°C

At this temperature nobody can survive in the water more than 15 minutes

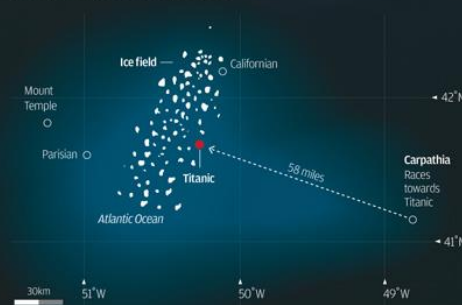
Route to disaster

Titanic entered a zone packed with icebergs but continued at full speed despite receiving ice warnings from other vessels



Ships nearby

Passenger-cargo ship the Californian was close by but had ended wireless communication at Titanic's request one hour before the iceberg collision, meaning the Californian did not receive distress calls



Lifeboats

There were 20 lifeboats on board, an insufficient number for all. The first lifeboats were lowered at less than half their capacity

Wood lifeboat

Boats: 14
Capacity: 65

Wood cutter

Emergency boat
Boats: 2
Capacity: 40

Engelhardt collapsible

Folded Canvas
Boats: 4
Capacity: 47

Could board a lifeboat

1,178

Could not board

1,042

Total

2,224

Human toll

Life jacket

Covered with canvas and filled with cork, was very heavy

Survived 56
Died 53

Children 109

Survived 710
Died 1,514

Crew 213
3rd class 178
2nd class 118
1st class 202

Survived 696
Died 528

Survived 344
Died 109

Women 425

Survived 338
Died 1,352

Men 1,670

Cork piece

Survived 710
Died 1,514

Survived 696
Died 528

Survived 344
Died 109

Women 425

Survived 338
Died 1,352

Men 1,670

The wreck

Size of a football field to scale

Atlantic seabed 3,820 metres deep

600m

Coal and other items

Heavy debris

Coal from ship's fuel load

Debris field

"Hell's kitchen"
Large amount of broken china, pots, pans, and other cooking utensils litter this area

Heavy debris from ship structure

Hull chunks

Bow

Stern

Stern takes an estimated 15 minutes to reach sea floor

Stern plunges downwards and breaks up on impact with ocean floor