

# Year 1 Home Learning: Summer 2 – Week 1

**'Working together to achieve success'**



Hello Y1. We have created a timetable to support learning at home which combines online learning platforms with paper based activities you can view on screen and complete in your exercise book from school. **We do not expect families to print resources off!** We also want to know what you have been busy doing, so please email us at [year-1@mossgate.lancs.sch.uk](mailto:year-1@mossgate.lancs.sch.uk) and we will share these on our school's FaceBook page. Please use the email address if you have any questions about the learning as well. Take care and keep safe. Mrs Robinson and Mrs Lyon

## Daily PE

Start the day with 20-30 minutes of physical activity. Suggestions include: Joe Wicks Daily PE lesson Natasha Butler Daily Workout / Just Dance videos in YouTube. Additional physical activity ideas will be uploaded to our website [www.mossgate.lancs.sch.uk](http://www.mossgate.lancs.sch.uk) > Home Learning

## Daily Newsround

Watch the 5 minute news summary daily at 12:15pm by going to <https://www.bbc.co.uk/newsround> and click 'Watch Newsround' in the top right hand corner. Discuss topical items in the news and research any aspects which interest – this could be a topic, country or person. Newsround updated daily.

## Daily Reading

Read from the phonics PowerPoint books each day. There are two for this week: Where Were You, Bert? and The Third Whirligig. These books practise lots of different sounds but the main focus this week is the 'ur' family (**ur, er, ir, or, ear**)

## Reading Book PowerPoints

You will find three PowerPoint files that contain the pages from reading scheme books. The first few slides recap phonics sounds and show words with these sounds in that appear in the book itself. It is important for your child to read these words using their phonics skills as it will help them to gain greater fluency when reading the sentences. Some of the sentences are easier than others. If your child struggles at first, model reading it to them or help them to read the more difficult parts.

*Key points to remember:*

- Say the sounds and read the words before attempting the sentences.
- Always get them to re-read the whole sentence again at least once to build reading fluency.
- Ask them simple questions after reading 2 or 3 pages using what, who, when, where.
- Check they understand the meaning of new words.
- Return to the words in the first few slides and try speed reading them.
- Use the same words to practise spelling.
- Once your child can read the text fluently, there are some questions on the final slides that can be answered using the text. The children are familiar with the reading characters; Rocket Retriever and Crimson Clue Hunter. Rocket Retriever retrieves her answer from the text. Crimson Clue Hunter has to find clues within the text to answer the question. Encourage your child to use these skills to help them answer the questions.

***Re-read the books as many times as you like. The children read our guided reading text every day for a week before answering questions about the text. The more they read, the more fluent they get!***

## Maths

This week we are learning about **addition and subtraction** Go to

<https://whiterosemaths.com/homelearning/> to access the resources. Use the video to help explain the concept and then complete the activity (in your exercise book) which you can view on screen by clicking 'Get the Activity'.

	Monday	Tuesday	Wednesday	Thursday	Friday
<b>Mental Maths</b>	<b>Counting in 2s, 5s and 10s</b> Use the scratch garden songs that we use in class; <a href="https://www.youtube.com/watch?v=GvTcpfSnOMQ">https://www.youtube.com/watch?v=GvTcpfSnOMQ</a> <a href="https://www.youtube.com/watch?v=Ftati8iGQcs&amp;list=PL34kTbST-mgh-srBAxvCTNTfLTW6UvfqB">https://www.youtube.com/watch?v=Ftati8iGQcs&amp;list=PL34kTbST-mgh-srBAxvCTNTfLTW6UvfqB</a> <a href="https://www.youtube.com/watch?v=EemjeA2Djjw">https://www.youtube.com/watch?v=EemjeA2Djjw</a> Use splat number square or the number square in your home learning pack and find the numbers you say when counting in 2s, 5s or 10s from 0. <a href="https://www.primarygames.co.uk/pg2/splat/splatsq100.html">https://www.primarygames.co.uk/pg2/splat/splatsq100.html</a> Play this duck shoot game on ICT games. 1. Choose the steps you wish to count in. 2. Look at the target number. 3. Look at the starting number. 4. Count in steps of __ from the starting number and press the correct duck. <a href="https://www.ictgames.com/mobilePage/duckShoot/index.html">https://www.ictgames.com/mobilePage/duckShoot/index.html</a>				
<b>White Rose Maths</b>  <b>Year 1 Week 4</b>	Add by making 10	Subtract within 20	Add and subtract worded problems	Compare number sentences	Maths challenge - Challenge 1 & 2 (see below)

*Please also use the number resources in the original Home Learning Pack.*

## English

This week our focus will be: Under the Sea. Be prepared to meet some amazing creatures that live under the sea!

Mon	<p>Watch and enjoy the song from the film The Little Mermaid called Under the Sea: <a href="https://www.youtube.com/watch?v=Fkusy4ylhiY">https://www.youtube.com/watch?v=Fkusy4ylhiY</a></p> <p>Repeat the viewing but this time, pause in particular parts asking your child which creatures they can spot. They may know some of these creatures (e.g. dolphin, crab, seahorse) or use the words in the song to learn some new ones (e.g. fluke fish, ling, smelt, etc).</p> <p>Write a list of the creatures they see/hear about. Watch for a third time checking if there are any more that could be added to the list.</p> <p>Ask your child to choose either a bottlenose dolphin or a great white shark. Discuss what they would like to know about it, e.g. What does it eat? Where does it live? What does it look like? What facts can you find out about it?</p> <p>Encourage your child to write down a few questions using a capital letter at the start and a question mark at the end.</p> <p>Research your sea creature:</p> <p>Bottle nose dolphin <a href="https://www.natgeokids.com/uk/discover/animals/sea-life/dolphins/">https://www.natgeokids.com/uk/discover/animals/sea-life/dolphins/</a></p> <p>or</p> <p>Great white shark <a href="https://www.natgeokids.com/uk/discover/animals/sea-life/great-white-sharks/">https://www.natgeokids.com/uk/discover/animals/sea-life/great-white-sharks/</a> to find out the answers to your questions or any other information you can. Jot down the information you find. You could draw a picture of your creature and write the information in boxes around it.</p>
Tues	<p>Read Commotion in the Ocean by Giles Andreae: <a href="https://www.youtube.com/watch?v=9pRhqZ8Jffs">https://www.youtube.com/watch?v=9pRhqZ8Jffs</a></p> <p>Ask your child to return to their favourite creature and verse. Read again joining in. You could create actions to enhance the reading too!</p> <p>Using the information that you found out about yesterday, either create a new verse for the poem or compose a fact file about them, e.g.</p> <p>The Great White Shark</p> <p>The great white shark likes to swim in water that is cool near to the coast. Some of them can be as big as a bus!</p> <p>They are grey and have a white belly.</p> <p>Their teeth are really sharp and shaped like triangles too!</p> <p>If writing a fact file, remember to use capital letters and full stops. Use 'and' and 'but' and include an exclamation mark, too.</p> <p>Encourage the use of phonics when spelling words independently.</p>
Wed	<p>Read Bright Stanley by Matt Buckingham: <a href="https://www.youtube.com/watch?v=HnzQr7106KQ">https://www.youtube.com/watch?v=HnzQr7106KQ</a> up until he sees a bright light (1:27 mins). Ask your child, What might it be? Discuss predictions.</p> <p>Continue to read up to 2:04 mins to find out. Ask your child, How do you think Stanley is feeling because he can't find his friends? How is the lobster feeling? How do you know? (Encourage your child to use clues in the text, e.g. I think the lobster is feeling grumpy because the text says he growled, snip-snapping his claws and then grumbled). Record in writing, e.g. I think Stanley is feeling ... because ...</p> <p>I think the lobster is feeling ... because ...</p> <p>Continue to read on and then stop the story at ... he didn't notice a dark shape coming up behind him (2:52 mins). Ask your child: What do you think it is? Continue on to find out (up until 3:10 mins) then pause again. Discuss how he might be feeling now.</p> <p>Recap orally what has happened so far with an adult.</p> <p>Write a diary entry as if you were Stanley in full sentences all about his day so far. This will be written in first person using the word 'I' and try to include the word 'but'. A diary might also include some thoughts and feelings, e.g.</p> <p>One morning I woke up rather late! I looked out for my friends but the reef was very quiet. I then remembered that we were supposed to be swimming to the cool water for the summer. I rushed to the meeting point but there was no one there. I felt so miserable.</p> <p>Read to the end of the story to find out what happens.</p>

Thurs	<p>Watch and enjoy the song A Hole in the Bottom of the Sea:  <a href="https://www.youtube.com/watch?v=R1Qn2bcZRT0">https://www.youtube.com/watch?v=R1Qn2bcZRT0</a></p> <p>Repeat, and this time, join in when you can or learn a section at a time. You could add actions or instruments (e.g. a homemade shaker) to enhance the performance. You could even perform it to someone in your family!</p> <p>Challenge</p> <p>Discuss with your child what they might see through a hole at the bottom of the sea. Refer back to the work on Monday and choose some creatures or objects, such as a shipwreck.</p> <p>Can you write a new verse for the song using the new creatures? E.g. There's a seahorse in a hole at the bottom of the sea.</p> <p>There's a hole! There's a hole!</p> <p>There's a hole in the bottom of the sea!</p> <p>There's a lobster and a seahorse in a hole in the bottom of the sea.</p> <p>Lobster's snipping his tail as seahorse swims in the hole at the bottom of the sea.</p> <p>There's a hole! There's a hole!</p> <p>There's a hole in the bottom of the sea!</p> <p>Check for a capital letter at the start and an exclamation mark at the end of the last lines.</p> <p>Encourage use of phonics when spelling words independently.</p>
Fri	<p>Watch the film Something Fishy up to 0:47 mins.  <a href="https://www.youtube.com/watch?v=iiVkdMLh81w">https://www.youtube.com/watch?v=iiVkdMLh81w</a></p> <p>Predict what the girl is going to do. Encourage your child to use the sentence frame, I think that ... because ...</p> <p>Continue to watch the film to the end to find out if you were right.</p> <p>Pause to discuss the clothes and other items the girl sees, and see if you can describe them, e.g. Stripy socks which were swimming like fish in shoals, coins stacked up to look like seaweed, a pair of denim jeans with a zip like teeth.</p> <p>Talk through the story of the film. Can you write a description or the story as if you are the little girl? Remember to include how you would be feeling too!</p> <p>E.g.</p> <p>One morning I was waiting for my washing to finish when I thought I saw a fish through the round hole in the machine door.</p> <p>I bent down on my knees peeping through the door and spotted something fishy ...</p> <p>I saw ...</p> <p>I climbed in and ...</p> <p>Then I saw a huge ...</p> <p>I felt ...</p> <p>Next I ...</p> <p>I felt ...</p> <p>Finally I ...</p> <p>Include the words 'and' and 'but' and use an exclamation mark, too!</p> <p>Check for capital letters and full stops.</p>

### Additional activities:

- **With an adult**, look at this webpage to find out about the collective nouns for the groups of sea creatures you know, e.g. *a shoal or school of fish, a squad of squid, a flotilla of swordfish*: [https://7esl.com/collective-nouns-for-animals/#Collective\\_Nouns\\_for\\_Sea\\_Animals](https://7esl.com/collective-nouns-for-animals/#Collective_Nouns_for_Sea_Animals)
- Learn how to make a sea creature craft: <https://www.craftionary.net/creative-sea-animal-crafts-for-kids/> (**adult supervision required**) and then write a set of instructions for someone else to follow.
- Watch the BBC Bitesize clip on *Animals that live in the sea*: <https://www.bbc.co.uk/bitesize/clips/zmxqxnbn>. Write some fact cards about the creatures you have heard about.

## Phonics

This week we are practising the 'ur' family (ur, er, ir, or, ear)

Monday	Tuesday	Wednesday	Thursday	Friday
'ur' fluency grid and the 'ur' phonics PowerPoint each day				
Read the real and nonsense words with 'ur' family graphemes (see English resources)				
<b>Spellings</b>  <ol style="list-style-type: none"><li>1. bird</li><li>2. first</li><li>3. under</li><li>4. sister</li><li>5. hurt</li><li>6. turn</li><li>7. girl</li><li>8. third</li><li>9. burst</li><li>10. Thursday</li></ol> Use the say, look, cover, write and check strategy like you do on your spelling bee.  <u>Challenge</u>  Use the spelling resource (see below) to select the correct grapheme for each word. Can you learn these spellings too?				

## Topic

Mon	<p><b>Online Safety – Sharing Pictures</b> Activity 1: Watch Jessie &amp; Friends, Episode 2</p> <p>Find the Jessie &amp; Friends cartoons at <a href="http://www.thinkuknow.co.uk/parents/jessie-and-friends-videos/">www.thinkuknow.co.uk/parents/jessie-and-friends-videos/</a> Watch Episode 2: Sharing Pictures with your child.</p> <p>Use questions to chat about the cartoon.</p> <p>For example: How did lots of people end up seeing the pictures? What made Mo feel sad? How did the friends get help when they needed it? What did Miss Humphrey say she would do to help? Finish by watching the song again and having a sing-along!</p>
Tues	<p><b>Geography – Where I live.</b> Use the blank map of the UK below.</p> <p>Label the four countries that make up the UK using the map.</p> <p>Now label the capital city of each country.</p>
Wed	<p>Use the internet to find out some landmarks that the countries are well known for and add these to your map.</p> <p>Now add the seas that surround the UK.</p> <p>If you have colours, colour in your map and don't forget to share with me using the Year 1 email address.</p>
Thurs	<p>Complete an activity from the 'Topic Tasks' grid. Go to the school website &gt; Summer 2 Home Learning &gt; Week 1 &gt; Year 1 &gt; Topic Tasks</p>
Fri	<p><b>Mindfulness – Under the Sea Mindfulness Colouring</b> Colouring is a great way to relax, this week use the Under the Sea sheets to do some calming colouring. You could even put some meditation music on in the background.</p> <p>If you can't print the sheets, you could have a go at creating your own Under the Sea scene to colour. You could even use one of the creatures you learnt about in English!</p>









## Phonics Resources

### Fluency Grid

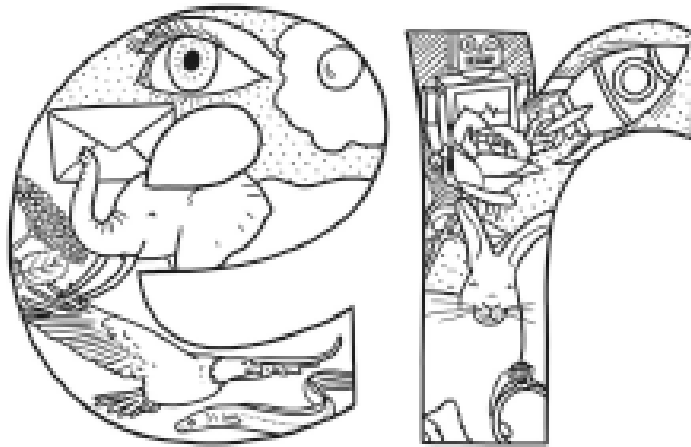
ur 	ur 	ur	ur	ur
ir 	ir 	ir	ir	ir
er 	er 	er	er	er
or 	or 	or	or	or
ear 	ear 	ear	ear	ear

## Word Reading

Put the sound buttons on and read the real and nonsense words.

herks 	mixer
surg 	turn
rirth 	heard
frerb 	world
trurp 	thirteen
shebber 	disturb
rurter 	heard
jurz 	river





## Alternative Spellings for 'er' Sound

fir	work	dirt	worm	kerb	curl
word	world	her	shirt	worst	herd

For each word: sound out, blend the sounds together to say the whole word and then write the word under the correct spelling of the 'er' sound.

er

---

---

---

---

---

ir

---

---

---

---

---

or

---

---

---

---

---

ur

---

---


---

---

---

## Challenge 1

Eric bakes these two trays of muffins.



He eats 2 muffins.


His dad eats 3 muffins.

His sister eats 4 muffins.

How many muffins does he have left?

## Challenge 2

Lola buys this key ring.



Her mum gives a quarter of the money.

She pays for the rest herself.

How much does she pay herself?

## Topic Resources



## Year 1 Topic Tasks

<p>Listen to and sing along to the continents song on YouTube (the children in Year 1 should know this very well!)</p> <p><a href="https://www.youtube.com/watch?v=K6DSMZ8b3LE">https://www.youtube.com/watch?v=K6DSMZ8b3LE</a></p> <p>Try to find a simple picture online showing the 7 continents of the world. Can you draw and label them?</p>	<p>Try to find a simple map online that shows the Equator. Can you write a list of countries that the equator passes through? What is the weather like near the equator?</p> 	<p>Watch a recent weather forecast. Talk about how the weather is different across all parts of the United Kingdom.</p> 
<p>Can you make a musical instrument using items from your kitchen? For example, rice, cups, pots, spoons, etc. Now can you create a rhythm using your instrument?</p> 	<p>Make a robot that moves using materials that you have at home. Can you use your phonics to give it a silly, nonsense name?</p> 	<p>Follow a recipe online or from a cookbook that you have at home. Take some pictures of your end product.</p> 
<p>Follow the link below &amp; choose a PE activity to complete.</p> <p><a href="https://drive.google.com/open?id=18gWKgm_pj1ZKBjVJE8vKqyhuxgiVmsMHs">https://drive.google.com/open?id=18gWKgm_pj1ZKBjVJE8vKqyhuxgiVmsMHs</a></p> 	<p>Draw a picture of something you can find in your house or garden. Can you use different thicknesses of lines, different shapes or colours in your picture?</p> 	<p>An idea of your own...</p> 

We look forward to seeing your work...

