

Year 4 Home Learning: Summer 1 – Week 4

Working together to achieve success'



Hello Y4. I have created a timetable to support learning at home which combines online learning platforms with paper based activities you can view on screen and complete in your exercise book from school. **We do not expect families to print resources off!** I also want to know what you have been busy doing, so please email me at year-4@mossgate.lancs.sch.uk and I will share these on our school's FaceBook page. Please use the email address if you have any questions about the learning as well. Take care and keep safe. Mrs Taylor

Daily PE

Start the day with 20-30 minutes of physical activity. Suggestions include: Joe Wicks Daily PE lesson Natasha Butler Daily Workout / Just Dance videos in YouTube. There are some additional physical activity ideas uploaded weekly to our website www.mossgate.lancs.sch.uk > Home Learning > Summer 1 Physical Activity

Daily Newsround

Watch the 5 minute news summary daily at 12:15pm by going to <https://www.bbc.co.uk/newsround> and click 'Watch Newsround' in the top right hand corner. Discuss topical items in the news and research any aspects which interest – this could be a topic, country or person. Newsround updated daily.

Maths

This week we are learning about decimals/ Fractions and Money – Summer 1 Week 2. Go to <https://whiterosemaths.com/homelearning/> to access the resources. Use the video to help explain the concept and then complete the activity (in your exercise book) which you can view on screen by clicking 'Get the Activity'.

	Monday	Tuesday	Wednesday	Thursday	Friday
Mental Maths	Complete 15 minutes of IDL Numeracy (https://idlsgroup.com/) and/or Times Tables Rocks Stars (https://play.ttrockstars.com/auth/school).				
White Rose Maths	Lesson 1 – Round Decimals	Lesson 2 – Halves and Quarters	Lesson 3 – Pounds and Pence	Lesson 4 – Ordering Money	Lesson 5- Maths Challenge

English


The Abominables by Eva Ibbotson . Snatched from her tent whilst camping in the Himalayas, Lady Agatha is missing ! Rumour has it that YETIS roam here. Has she been kidnapped by a terrifying monster ? This week we will be using the first two chapters of this story. I hope you enjoy it !

Mon	<p>Read and enjoy Chapter 1 of the text together : This could be by reading the text to your child, by reading a paragraph or page to each other, or independent reading. To find the text > Home Learning> Summer 1 Home Learning > Week 4 > Year 4 The Abominables.</p> <p>Look at the vocabulary in the chapter. Find these words and discuss the meaning; natives, ruins, unearthly, mournful, loomed, foul, distraught, fearsome, sacred, studded.</p> <p>Can you use the prefix or suffix to help you work out the meaning of some of the words?</p> <p>Can you find any other new or exciting words?</p> <p>Discuss meanings of these words. Look up some of the new words in a dictionary or online.</p> <p>Find some synonyms (words that mean the same or similar) . Create a wordsearch or a crossword for the words that you have explored today for someone in your family to attempt.</p>
-----	---

Tues	<p>Re-read Chapter 1 together.</p> <p>Plan out and write a newspaper report from the day that Agatha disappeared.</p> <p>Think about the following: Who is your report about? Who was there at the time of the disappearance? What has happened? Where did it happen? When did it happen?</p> <p>Set your newspaper out properly. Include the following:</p> <ul style="list-style-type: none"> -a headline (Is it catchy? You could use alliteration) -a picture -an introductory paragraph that briefly includes the 5 Ws (who, what, why, where, when) -use the past tense and third person (she, he , it or they) -put the information in chronological (time) order -a quote form an eyewitness (maybe Agatha’s father) -write in columns <p>Scroll down below to see a Newspaper outline to give you an idea of what a newspaper looks like.</p>
Wed	<p>Read Chapter 2 together .</p> <p>Discuss any new/interesting vocabulary that you encounter. Use a dictionary/thesaurus to find the meanings and some synonyms.</p> <p>Draw a picture of all of the Yetis and name them.</p> <p>What do you think they all might look like? Think about size and any characteristics that you can gather from the text, e.g. Yetis have snub noses.</p> <p>Annotate your picture using words from the text to i) describe their appearance and ii) describe their personalities.</p>
Thurs	<p>Re-read Chapter 2.</p> <p>Imagine that you are Agatha. Write a diary entry from the day when she tells the Yetis that they must stay safely hidden.</p> <p>Think about:</p> <p>What happened that day? How did Lady Agatha feel and why did she feel like that? What was Lady Agatha concerned about?</p> <p>Tips for writing a diary.</p> <ul style="list-style-type: none"> -Write in first person (you are Agatha). -Write events that have happened that day in chronological (time)order. -Include how you(Agatha) are feeling about the things that have happended and about what you (Agatha) think might happen if the yetis don’t stay hidden. -Try to include some new words that you have explored this week. <p>Think about also including some of the Year 4 key learning such as fronted adverbials for when, where or how , paragraphs and complex sentences.</p> <p>Read your work through and check for errors in spelling and punctuation.</p> <p>I would love to read some of your writing !</p>
Fri	<p>Orally retell the story so far.</p> <p>Plan and write your own chapter of what you think will happen next.</p> <p><i>What will happen to Lucy? Where will she end up? Will anybody (humans) see her? What will Agatha and the family do when they wake up? Will they go after her? Are they all in danger?</i></p> <p>Plan your chapter using a method that you have used at school before, <i>e.g. a story mountain, a storyboard etc</i></p> <p>When you write your chapter, think about all the writing techniques that you have been taught and see how many you can use in your chapter. Can you include any of the new words that you have explored this week?</p> <p>Read back your chapter out loud and check your spelling and punctuation.</p>

Complete 15 minutes of IDL Literacy (<https://idlsgroup.com/>) daily which develops spelling, comprehension and keyboard skills.

Topic

Mon	<p>Online Safety- Too much Information</p> <p>Read the document – Too Much Information from our school website (Home Learning > Summer 1 Home Learning> Week 4- Year 4>Too much Information) . As you work through the document complete the activity Awesome Account. A copy is found below on in the Year 4 Week 4 folder .</p>
Tues and Wed	<p>Read the document Classification Keys from our school website (Home Learning > Summer 1 Science > Year 4 > Week 4 - Classification Keys) .</p> <p>Read through all the document before staring the activities .(Home Learning > Summer 1 Home Learning > Week 4 > Year 4 > Desert Habitat Classification and Woodland Habitat Classification)</p> <p>Complete the Desert Habitat Classification Activity first . Looking at the pictures of the animals/ plants complete the table ticking the features each animal has.</p> <p>Next, using the questions and yes / no words create a classification key (you have made these in previous lessons). Make sure you identify the 8 animal/ plants.</p> <p>If you want a challenge now try the Woodland Habitat Classification activity. Complete the grid then create your own Classification Key. You will need to think of your own questions !</p>
Thurs	<p>Complete an activity from our new 'Topic Tasks' grid- Habitats –a copy is found below or in Home Learning > Summer 1 Home Learning > Week 4 > Year 4</p>
Fri	<p>Today, I want you to relax and do some mindfulness drawing . Using a pencil or pen create a pattern of lines on your paper. Between the lines create patterns.</p> <p>Here are some examples.</p>  <p>I would love to see your patterns. Why not email me a photo so I can put it on FaceBook?</p>

The School Chronicle


Price: 50 pence

YOUR FAVOURITE SCHOOL NEWSPAPER

Date:

Awesome Accounts

https://



Online event registration

Last name

First name

Date of birth / /

Email address

Choose a password

House number

Postcode

Name of parent/guardian



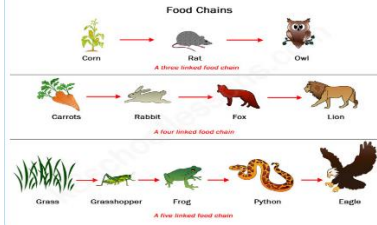




Debit/Credit card details

Name on card

Card number

About me

Upload a photo:

<p>Design your own habitat and make a model of it. You could use natural and/or man-made resources. Take a photograph of your habitat and email it to school.</p> 	<p>Write a factfile for an</p> <div data-bbox="708 159 986 454">  </div> <p>imaginary animal that lives in your habitat .</p> <p>Think about : What it eats Predators How it moves Appearance</p> <p>Remember if it eats grass, it should not live in the sea!</p>	<p>Create some food chains that might exist in your made up habitat or a real one. Remember they all start with a plant, then an animal and then another animal. (The arrows mean -> is eaten by)</p> <div data-bbox="1059 394 1437 618">  </div>
<p>Research how our world is changing environmentally and why. Create a poster or powerpoint presentation to encourage people to look after our environment. It could be linked to: Climate Change Deforestation Recycling Reducing plastic</p> 	<p>Make some observational drawings of plants and animals found in your home/ garden. You could draw, paint , collage or make a 3D sculpture of them.</p> 	<p>Create a picture of a habitat in the style of a famous artist such as Monet, Henri Rousseau etc.</p> 
<p>Make up a poem or song about the world and the different habitats within it. Record your song or poem – we would love to hear it !</p>	<p>You are the owner of a theme park which is based on learning about the plants and animals living in our world. Create a leaflet to persuade children to visit your theme park. Your park must have a café, things to do, roller coasters etc</p>	<div data-bbox="1190 1234 1302 1357">  </div> <p>An idea of your own linked to Habitats. Be creative!</p>