



# Computing

## Online Safety

# Powerful Passwords





# Aim

- To create strong passwords.

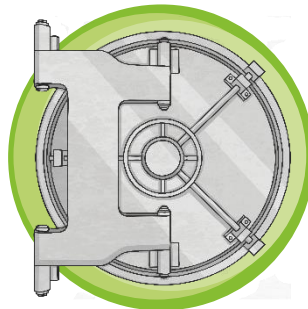

## Success Criteria

- I can explain the rules for creating a strong password.
- I can create a strong password using a set of rules.
- I can explain why having a strong password is important.

# Stay Secure



As a group, think about all the ways you keep your homes and belongings safe.  
You wouldn't give people the key or combination to a lock, would you?

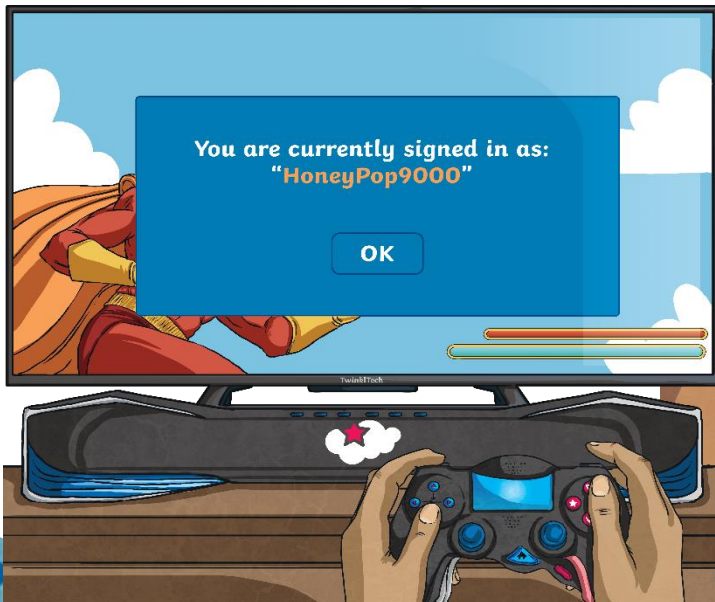




# Passwords

Passwords are just another type of lock. Think of your password as a key - you wouldn't leave it out for just anyone to use! We should not tell anyone else our password

We use them to keep information safe. What do you use password for?



12345



Sometimes, people use passwords that are really common, usually because they're easy to remember.

Why should people not choose these passwords?

Think about what would happen if someone were to guess these passwords. Write down your ideas.

**birthdays**


*password*

**qwerty123**

123456789

names of family members or pets

abcdefg

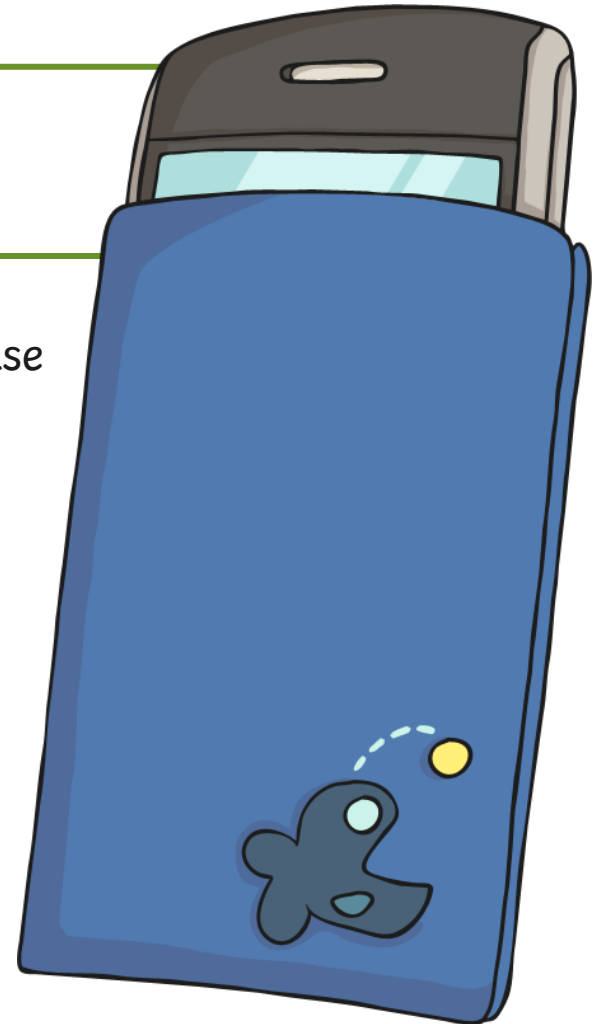




# Rules

There are some basic rules you can follow to create a really strong password.

- ✓ Include both lower-case (abc) and upper-case (ABC) letters.
- ✓ Include numbers (123).
- ✓ Include other characters (like punctuation marks and symbols), e.g. ?&#£\$!@
- ✓ Avoid using full words.
- ✓ Avoid using names or birthdays.




# Rules

Of course, remembering **Lizzy03** is much easier than remembering **g6??b2N8n\*n** – but you can use sentences or phrases as a clue to help you remember tricky passwords.

To help us remember this password... **Clhs@12@tB**

...we could use this sentence:  
Cinderella lost her shoe at midnight at the ball.

**C l h s @ 12 @ t B**







# Rules

Now that I have thought of a really strong password, should make sure I use this for every account?


NO!

If you use the same password for different logins, someone who guesses your password on one account can log in to all your accounts!

Use a different strong password for each of your accounts.



# Powerful Passwords



Now it's your turn to practise thinking of your own powerful passwords that you could use online.

You'll need to think of three different passwords that you could use for different accounts.

For each password, use a sentence or phrase as a clue to help you remember them.

Then, try memorising them and check to see if you can remember them correctly.

Online Safety

## Powerful Passwords



twinkl



# Powerful and Private



Remember - the passwords that we created today were practice passwords.

In real life, you would not write your passwords down. Once you are really good at creating and memorising passwords, the only place you should keep your password is in your brain!







Why do you think you should not write your passwords down?  
Talk to your partner.



# Security Questions



Which of these top tips should you listen to?

-  a) Use country names in your password to help you remember it. **0 points**
-  b) Write your password in your diary in tiny letters in case you forget it. **0 points**
-  c) Use a different strong password for each of your online accounts. **2 points**
-  d) Passwords with numbers in are easiest to guess. **0 points**









# Security Questions



Which of these top tips should you listen to?

-  a) Use country names in your password to help you remember it. **0 points**
-  b) Write your password in your diary in tiny letters in case you forget it. **0 points**
-  c) Use a different strong password for each of your online accounts. **2 points**
-  d) Passwords with numbers in are easiest to guess. **0 points**



# Security Questions



You're worried that there has been a security breach and someone has found out your password. What should you do?








- ☐ a) Call an ambulance.
- ☐ b) Change your password straight away.
- ☐ c) Email everyone you know and ask for advice.
- ☐ d) Ask the person to forget your password.
- ☐ e) Tell a trusted adult.
- ☐ f) Delete all of your accounts.
- ☐ g) Relax and do nothing.



# Security Questions- Answers



You're worried that there has been a security breach and someone has found out your password. What should you do?

-  a) Call an ambulance. **0 points**
-  b) Change your password straight away. **1 point**
-  c) Email everyone you know and ask for advice. **0 points**
-  d) Ask the person to forget your password. **0 points**
-  e) Tell a trusted adult. **1 point**
-  f) Delete all of your accounts. **0 points**
-  g) Relax and do nothing. **0 points**

# Security Questions



How did you do?

- ✓ **0 - 4** - I can see your potential.
- ✓ **5 - 9** - You've got more to learn but you're on your way to being a great candidate.
- ✓ **10 - 14** - A little training and you could be a real security star.
- ✓ **15** - Outstanding. Have you thought about joining the Cyber Security Service?





# Aim



- To create strong passwords.

## Success Criteria

- I can explain the rules for creating a strong password.
- I can create a strong password using a set of rules.
- I can explain why having a strong password is important.





twinkl