

Year 4 Home Learning: Summer 1 – Week 3

Working together to achieve success'



Hello Y4. I have created a timetable to support learning at home which combines online learning platforms with paper based activities you can view on screen and complete in your exercise book from school. **We do not expect families to print resources off!** I also want to know what you have been busy doing, so please email me at year-4@mossgate.lancs.sch.uk and I will share these on our school's FaceBook page. Please use the email address if you have any questions about the learning as well. Take care and keep safe. Mrs Taylor

Daily PE

Start the day with 20-30 minutes of physical activity. Suggestions include: Joe Wicks Daily PE lesson Natasha Butler Daily Workout / Just Dance videos in YouTube. There are some additional physical activity ideas uploaded weekly to our website www.mossgate.lancs.sch.uk > Home Learning > Summer 1 Physical Activity

Daily Newsround

Watch the 5 minute news summary daily at 12:15pm by going to <https://www.bbc.co.uk/newsround> and click 'Watch Newsround' in the top right hand corner. Discuss topical items in the news and research any aspects which interest – this could be a topic, country or person. Newsround updated daily.

Maths

This week we are learning about decimals – Summer 1 Week 1. Go to <https://whiterosemaths.com/homelearning/> to access the resources. Use the video to help explain the concept and then complete the activity (in your exercise book) which you can view on screen by clicking 'Get the Activity'.

| | Monday | Tuesday | Wednesday | Thursday | Friday |
|------------------|--|---------------------------|-----------------------------|---------------------------|--------------|
| Mental Maths | Complete 15 minutes of IDL Numeracy (https://idlsgroup.com/) and/or Times Tables Rocks Stars (https://play.ttrockstars.com/auth/school). | | | | |
| White Rose Maths | Lesson 1 – Make a whole | Lesson 2 – Write decimals | Lesson 3 – Compare decimals | Lesson 4 – Order decimals | BANK HOLIDAY |

English

Focus theme: Performance Poetry

Get your cameras ready as you delve into the world of performance poetry. You could be the next star of Britain's Got Talent! **When following links online, parents should monitor that children are remaining on that page only and are keeping safe online.**

Mon

Hot Food by Michael Rosen.

Read and enjoy this poem- scroll down to find the poem. Now watch Michael Rosen perform the poem.

<https://youtube.com/watch?v=Akwm2UZJ34o>

Learn to recite the poem putting your own actions and noises/sounds to it. Learn a section at a time and slowly build it up until you can recite it all!

Can you write your own poem about hot food? What is your favourite hot food? Who might be eating the hot food with you? *Your brother? Nan? Mum? Auntie? Friend? etc.*

Consider the last section of the poem where 'Dad' puts the food in his mouth. How could you change this?

What actions might the person do? E.g. *screwing up their face, closing their eyes, fanning their mouth etc.*

Write out your new poem and learn it with the actions. How will you make it funny? Can you change the

volume or the pitch of your voice to emphasise certain words? Watch the clip again to see how Michael

Rosen does this. What effect does this have on your poem?

Perform your poem to someone in your house and/or film it and email me a photo / video.

Tues

Gran Can You Rap? by Jack Ousby

Read and enjoy the poem – scroll down to find the poem.

Now watch a performance of the poem. <https://ypoutube.com/watch?v=-AUPieW9fjY>

Can you spot the reduplicative phrases in the poem? They are words like *flip-flop* which use alliteration. Can you think of any more flip-flop phrases? Have a look in the tables below for some ideas.

Vowel Shift: i-a

| | | | |
|-----------------|-------------------|-----------------|---------------------|
| chiffchaff | chitchat | click-clack | cling-clang |
| clink-clank | (clitter-clatter) | cringle-crangle | crinkle-crankle |
| crinkum-crankum | diddle-daddle | dillydally | fiddle-faddle |
| flick-flack | flimflam | flip-flap | (frizzle-frazzle) |
| (gibber-jabber) | jimjams | jinglejangle | jipijapa |
| jirajara | kit-cat | kit-kat | kittle cattle |
| (kitty-cat) | knick-knack | Lib-Lab | mishmash |
| (nitter-natter) | pishpash | pitter-patter | (ribble-rabble) |
| rickrack | ricrac | riffraff | riprap |
| shilly-shally | snip-snap | splish-splash | (splitter-splatter) |
| ticktack | (ticky-tacky) | tittle-tattle | twit-twat |
| whim-wham | whimsy-whamsy | wiggle-waggle | wigwag |
| wishy-washy | zigzag | | |

Vowel Shift: i-o

| | | | |
|-----------|---------------------|---------------|-----------------|
| clip-clop | clip-clop | crisscross | dingdong |
| flip-flop | flipperty-flopperty | (hip-hop) | hippity-hoppity |
| jig-jog | (King Kong) | Ping-Pong | pishposh |
| singsong | slipslop | (slish-slosh) | (swishy-swashy) |
| ticktock | tip-top | (tish-tosh) | wiggle-woggle |

Which have you heard before? Which do you like? Which sound funny?

Can you replace some of the reduplicative phrases in the poem with some from the tables? Which work well?

Can you join in with the poem? In sections, learn the poem with your new words and put your own actions to it. Enjoy!

| | |
|-------|--|
| Wed | <p>Create your own funny poem to perform about your time so far in lock down.</p> <p>Think about the following:</p> <p>What have you been doing each day? (e.g. school work, reading, playing out in your garden/yard, watching TV, playing games, etc.)</p> <p>What have your siblings been doing?</p> <p>What have your parents/guardians been doing?</p> <p>How can you make it funny?</p> <p>Can you repeat any sections? This could be a chorus.</p> <p>Does it rhyme? (It doesn't have to!)</p> <p>It might help to think of some rhyming words or phrases associated with your topic before you write the poem. However, don't be tempted to use silly words just because they rhyme! Ensure the rhyming words still allow the poem to make sense. Below are some ideas for rhyming words:</p> <p><i>Bored, poured, scored, assured</i></p> <p><i>Asleep, heap, keep, creep, leap</i></p> <p><i>Keeping fit - regretting it - loving it</i></p> <p><i>Exercise, disguise, surprise, recognise</i></p> |
| Thurs | <p>Read back through your poem created yesterday. Today you are going to learn it and perform it!</p> <p>Learn a section at a time and put some actions to it. You could note down the actions to your poem on your sheet.</p> <p>Could you dress up? Do you need any props?</p> <p>Perform your poem to people in your house and, if possible, record yourself.</p> <p>You could even send your recording to me via email, though check with a parent/guardian first.</p> |
| Fri | BANK HOLIDAY |

Complete 15 minutes of IDL Literacy (<https://idlsgroup.com/>) daily which develops spelling, comprehension and keyboard skills.

Topic

| | |
|------|--|
| Mon | <p>Online Safety- Copycats</p> <p>Watch the powerpoint from our school website (Home Learning > Summer 1 Home Learning > Week 3> Year 4). As you work through the powerpoint it references an activity. Instead, I have written the questions I want answering below. Please write the answers in your exercise book.</p> <p>Copycats.</p> <ol style="list-style-type: none"> 1) What does plagiarism mean? 2) Choose one of these scenarios. Is it an example of plagiarism? Why/ why not? Scenario 1: Your friend makes an animation you like. You share it online and tell everyone how talented she is. Scenario 2: You see a painting at your cousin's house that's really good. You take a picture of it and you tell your friends at school you did it. 3) What is a citation? |
| Tues | <p>Science – We are continuing our work on classifying living things . This week we are focussing on invertebrates.</p> <p>On the screen watch the powerpoint from our school website (Home Learning > Summer 1 Home Learning >Week 3 > Year 4 – Invertebrate Hunt) .</p> <p>As you work through the powerpoint there are activities to complete, a copy is found below.</p> <p>Activity 1-Go on an Invertebrate Hunt – use the activity sheet if you wish or record the animals you find in your exercise book. Use the Invertebrate Identification Key and Invertebrates Classification sheets to help name any invertebrates you do not know.</p> |

| | |
|-------|--|
| Wed | <p>Activity 2- Create your own imaginary invertebrate. Draw a diagram of your animal and label it, you could even make a model of it. Think about : What habitat does it live in ? What does it eat? How does it move?</p> <p>Write a description of your animal. Use the Invertebrates Classification sheet below to help your use the correct vocabulary for the different parts of the animal e.g. segments, probiscus.</p> <p>You could email me a photo of your invertebrate and a copy of the description.</p> |
| Thurs | Complete an activity from our new 'Topic Tasks' grid- Habitats –a copy is found below or in Home Learning > Week 3> Year 4 |
| Fri | BANK HOLIDAY |

English Resources

Hot Food by Michael Rosen

We sit down to eat, and the potato's a bit hot.

So I only put a little bit on my fork, and I blow. **puff puff**

'Till it's cool. Just cool.

Then into the mouth. **[licks lips]** **WHOIP* *click**

Nice!

And there's my brother, he's doing the same. **[licks lips]** **puff puff**

'Till it's cool. Just cool.

Into the mouth. **WHOIP* *click**

Nice.

There's my mum, she's doing the same. **[licks lips]** **puff puff**

'Till it's cool. Just cool.

Into the mouth. **[licks lips]** **WHOIP* *click**

Nice!

But my dad. My dad, what does he do?

He stuffs a great big chunk of potato into his mouth, and then that really does it.

His eyes pop out.

He flaps his hands.

He blows, he puffs, he yells, he bobs his head up and down.

He spits bits of potato all over his plate and he turns to us and he goes, "Watch out, everybody! The potato's **really** hot!"

Gran Can You Rap?



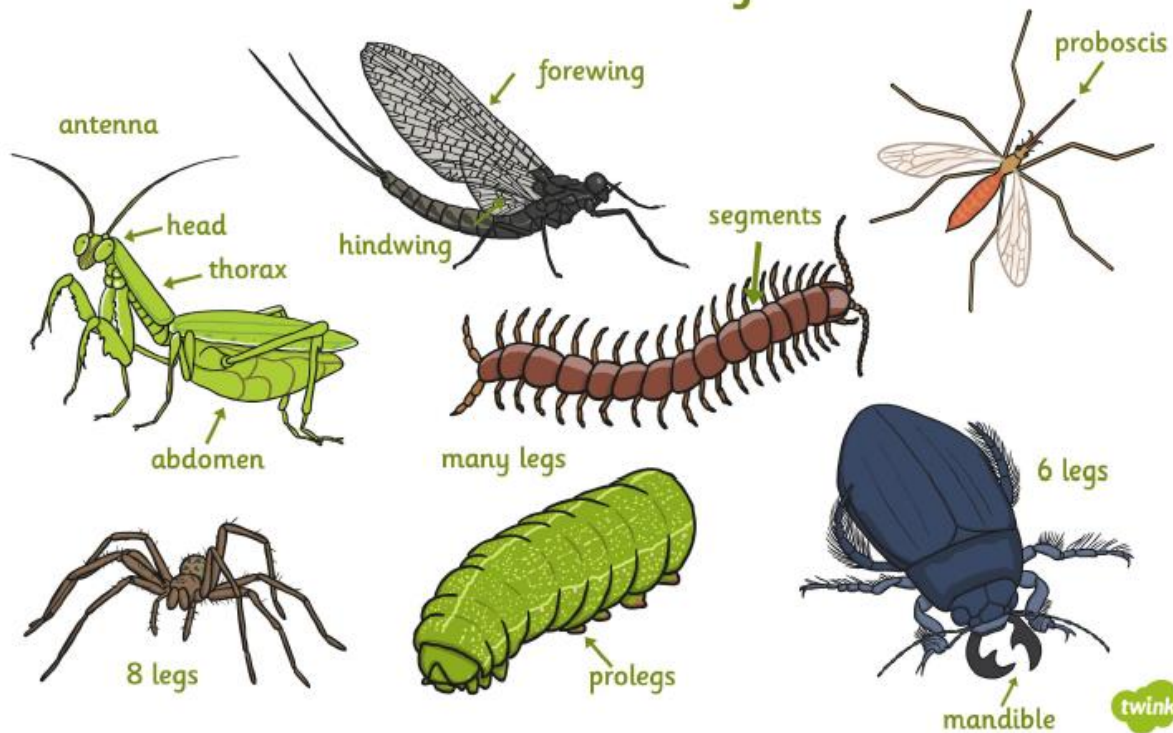
Gran was in her chair she was taking a nap
When I tapped her on the shoulder to see if she could rap.
Gran can you rap? Can you rap? Can you Gran?
And she opened one eye and she said to me, man,
I'm the best rapping Gran this world's ever seen
I'm a tip-top, slip-slap, rap-rap queen.
And she rose from the chair in the corner of the room
And she started to rap with a bim-bam-boom,
And she rolled up her eyes and she rolled round her head
And as she rolled by, this is what she said,
I'm the best rapping Gran this world's ever seen
I'm a nip-nap, yip-yap, rap-rap queen.
Then she rapped past my Dad and she rapped past my mother,
She rapped past me and my little baby brother.
She rapped her arms narrow and she rapped her arms wide.
She rapped through the door and she rapped outside.
She's the best rapping Gran this world's ever seen
She's a drip-drop, trip-trap, rap-rap queen
She rapped down the garden, she rapped down the street,
The neighbours all cheered and they tapped their feet,
She rapped through the traffic lights as they turned red
As she rapped round the corner this is what she said,
I'm the best rapping Gran this world's ever seen
I'm a flip-flop, hip-hop, rap-rap queen.
She rapped down the lane and she rapped up the hill,
And as she disappeared, she was rapping still.
I could hear Gran's voice saying, Listen Man,
Listen to the rapping of the rap-rap Gran.
I'm the best rapping Gran this world's ever seen
I'm a –
tip-top, slip-slap, nip-nap, yip-yap, hip-hop, trip-trap,
touch yer cap, take a nap
happy, happy, happy, happy
rap-rap queen.
By Jack Ousby.

Invertebrate Hunt

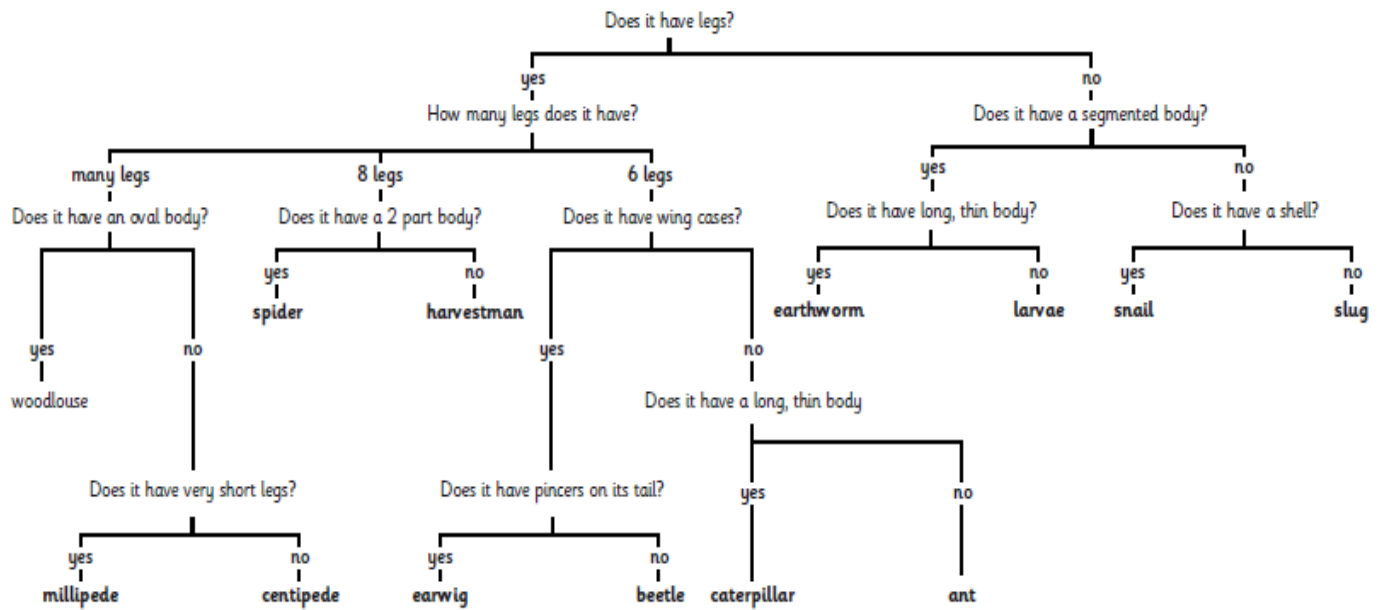
When you find an invertebrate, use the Invertebrate Classification Key to find out what it is. Tick it off and draw a quick sketch of it in the box below.

| | | | | |
|--------------------------------------|------------------------------------|-------------------------------------|---------------------------------|--------------------------------|
| millipede <input type="checkbox"/> | centipede <input type="checkbox"/> | earwig <input type="checkbox"/> | beetle <input type="checkbox"/> | ant <input type="checkbox"/> |
| | | | | |
| caterpillar <input type="checkbox"/> | spider <input type="checkbox"/> | harvestman <input type="checkbox"/> | slug <input type="checkbox"/> | snail <input type="checkbox"/> |
| | | | | |
| worm <input type="checkbox"/> | larvae <input type="checkbox"/> | woodlouse <input type="checkbox"/> | <input type="checkbox"/> | <input type="checkbox"/> |
| | | | | |

Invertebrates Classification



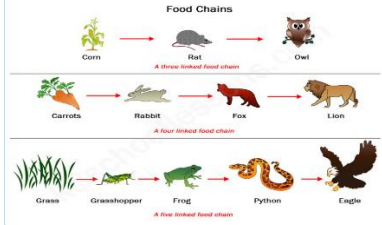






Invertebrates Classification Key



Year 4 – Project Based Work ‘Habitats’

Please email any photographs or work to year-4@mossgate.lancs.sch.uk

| | | |
|--|---|--|
| <p>Design your own habitat and make a model of it. You could use natural and/or man-made resources. Take a photograph of your habitat and email it to school.</p>  | <p>Write a factfile for an</p> <div data-bbox="708 221 991 517">  </div> <p>imaginary animal that lives in your habitat .</p> <p>Think about : What it eats Predators How it moves Appearance</p> <p>Remember if it eats grass, it should not live in the sea!</p> | <p>Create some food chains that might exist in your made up habitat or a real one. Remember they all start with a plant, then an animal and then another animal. (The arrows mean -> is eaten by)</p>  |
| <p>Research how our world is changing environmentally and why. Create a poster or powerpoint presentation to encourage people to look after our environment. It could be linked to: Climate Change Deforestation Recycling Reducing plastic</p>  | <p>Make some observational drawings of plants and animals found in your home/ garden. You could draw, paint , collage or make a 3D sculpture of them.</p>  | <p>Create a picture of a habitat in the style of a famous artist such as Monet, Henri Rousseau etc.</p>  |
| <p>Make up a poem or song about the world and the different habitats within it. Record your song or poem – we would love to hear it !</p> | <p>You are the owner of a theme park which is based on learning about the plants and animals living in our world. Create a leaflet to persuade children to visit your theme park. Your park must have a café, things to do, roller coasters etc</p> |  <p>An idea of your own linked to Habitats. Be creative!</p> |