

Reception Home Learning: Summer 1 – Week 3

Working together to achieve success'

Hello Reception. I have created a timetable to support learning at home which combines links to online resources with paper based activities including the use of the resources in the original home learning pack sent home. I want to know what you have been busy doing, so please email me at reception@mossgate.lancs.sch.uk and I will share these on our school's Facebook page as well. Please use the email address if you have any questions about the learning also. Take care and keep safe. Mrs Booth

Daily PE

Start the day with 20-30 minutes of physical activity. Suggestions include: Joe Wicks Daily PE lesson / Natasha Butler Daily Workout / Just Dance videos in YouTube /Daily walk/run in the area near your home

Daily Reading

Read from the Phonics Book PowerPoints each day. There are 2 for this week: Boxer and the Fish & Bug Quiz. These books practise the sounds qu,ch, sh, th, ng, ai, ee, oa, oo, ar, or, er, ow

Reading Book PowerPoints

You will find two PowerPoint files that contain the pages from reading scheme books. The first few slides recap phonics sounds and show words with these sounds in that appear in the book itself. It is important for your child to read these words using their phonics skills as it will help them to gain greater fluency when reading the sentences. Some of the sentences are easier than others. If your child struggles at first, model reading it to them or help them to read the more difficult parts.

Key points to remember:

- Say the sounds and read the words before attempting the sentences.
- Always get them to re-read the whole sentence again at least once to build reading fluency.
- Ask them simple questions after reading 2 or 3 pages using what, who, when, where.
- Check they understand the meaning of new words.
- Return to the words in the first few slides and try speed reading them.
- Use the same words to practise spelling.

Re-read the books as many times as you like. The more they read, the more fluent they get!

One of the books each week will be a non-fiction (information) text. If your child shows interest in the topic matter you could follow up the reading by watching video clips online/drawing pictures to make their own book about...? (including writing simple sentences of their own) or you can actually do the things in the books i.e. floating/sinking experiments/making a ring box. If you have access to a printer, you could print images from the PowerPoints to use for labelling or sentence writing.

Maths This week we are learning about **Ordering Numbers**. Go to the school website for the link to the Twinkl PowerPoint mentioned below.

	Monday	Tuesday	Wednesday	Thursday	Friday
Warm Up	Counting forwards to 20. Use different voices or join in with this: https://www.youtube.com/watch?v=Aq4UAss33qA	Try to count on from a different starting number e.g. count on from 5 or from 11 or join in with this: https://www.youtube.com/watch?v=tlzOkpH2zyM	You can write out 2 numbers with a gap in between e.g. 5 _ 7 and ask them to say the missing number or watch this: https://www.youtube.com/watch?v=nfX2l2v7sLY	Learn how to order random numbers: https://www.youtube.com/watch?v=I9k4GWwTjwU Order random numbers on the caterpillar (set the lowest number as 0 and the highest as 10 or more for a challenge) https://www.ictgames.com/mobilePage/countingCaterpillar/	MAY BANK HOLS
Twinkl Activities	Complete activities on slides 3 & 4 (Number Bots & Confusing Post)	Complete activities on slides 5 & 6 (Missing Number Washing Line & Missing Train Carriages)	Complete activities on slides 7 & 8 (Red Riding Number Path & Freddie Frog's Lily Pad Line)	Complete activities on slides 9 & 10 & 11 (Acorn Collection Day & Ready, Steady, GO!, Oopsy Daisy)	
Additional activities	Go to the beach and collect 20 pebbles. Write or paint numbers 1-20 on these or you could use lego bricks or something else at home. Put in order.	Put out some of the pebbles/bricks with numbers missing. Can your child insert the correct numbers in the spaces?	Order number pebbles or bricks from 1-20. Ask your child to close their eyes & remove 2 or 3 of them. Can they say what's missing?	Pick 3 pebbles e.g. 2, 7, 11. Mix them up. Can your child put them in order from smallest to largest OR complete a page like the one at the bottom of this document or make up some of your own	

Please also use the number resources in the original Home Learning Pack to practise number recognition to 100, number writing to 20 and number facts using the Number of the Day approach explained in the original pack.



Literacy This week our text is about Mini beasts!

Mon	Read and enjoy the story <i>Mad about Mini Beasts</i> by Giles Andreae and David Wojtowycz https://www.youtube.com/watch?v=3rDQN8l7RkY Pick your favourite mini beast and draw a picture of it. Re-read the book, listening out for your favourite. Label your picture with information you have found from the book.
Tues	Watch and enjoy the story, <i>Caterpillar Shoes</i> https://www.youtube.com/watch?v=tYa6OLQHrEc Talk about who the caterpillar saw on the way. Can they remember?
Wed	Watch and enjoy <i>Caterpillar Shoes</i> again, but this time pause to write a list of who the caterpillar meets, e.g. a woodlouse. (Extend where possible to write sentence about the creatures, e.g. <i>A friendly woodlouse was under the rocks.</i>) Perhaps you could even make a little folding book from paper with each page saying who the caterpillar met.

Thurs	<p>Talk to your child about what a bug is i.e. a <i>small insect</i>. Do they know any names of any bugs? Go on a bug hunt in your garden or look for bugs on a walk. Listen to the song https://www.youtube.com/watch?v=LoleelEPGJI</p> <p>Write a list of the bugs that you now know and draw a picture to go with each. Encourage use of phonics and independent writing. Take the list with you on a walk and spot the bugs you can see. Extend to writing sentences e.g. <i>I can see a bee. I can see a ... I can see a ...etc.</i></p>
Fri	MAY BANK HOLIDAY

Phonics This week we will recap the Phase 3 digraphs: oo (short),ar, or, ur





Monday	Tuesday	Wednesday	Thursday	Friday
<p>Join in with the phonics songs to recap all the Phase 3 digraphs:</p> <p>https://www.youtube.com/watch?v=W8Jp5MutVIQ</p> <p>Recap oo (short – sounds like u). How many words with the oo sound can they think of? (hook, wood, book, cook, look, foot)</p> <p>Complete page 6 of the Phase 3 Spelling Activity Book.</p>	<p>Join in with the phonics songs to recap all the Phase 3 digraphs:</p> <p>https://www.youtube.com/watch?v=W8Jp5MutVIQ</p> <p>Recap ar. How many words with the ar sound can they think of? (bark, car, card, cart, farm, harp)</p> <p>Complete page 7 of the Phase 3 Spelling Activity Book.</p>	<p>Join in with the phonics songs to recap all the Phase 3 digraphs:</p> <p>https://www.youtube.com/watch?v=W8Jp5MutVIQ</p> <p>Recap or. How many words with the or sound can they think of? (shorts, fork, torn, corn, torch, horn)</p> <p>Complete page 8 of the Phase 3 Spelling Activity Book.</p>	<p>Join in with the phonics songs to recap all the Phase 3 digraphs:</p> <p>https://www.youtube.com/watch?v=W8Jp5MutVIQ</p> <p>Recap ur. How many words with the ur sound can they think of? (burn, fur, turnip, surf, curl, hurt)</p> <p>Complete page 9 of the Phase 3 Spelling Activity Book.</p>	MAY BANK HOLIDAY

Please also complete at least one Tricky Word activity from the original Home Learning Pack each day – sometimes focus on reading the words, sometimes focus on spelling the words. Remember your child can play phonics & tricky word games on Phonics Play <https://new.phonicsplay.co.uk/> using the username: march20 & password: home

In addition, you should complete a word or sentence & picture matching activity from the original Home Learning Pack each week.

Finally continue to practise letter formation using the letter mat in the original Home Learning Pack – once each week

Other This week you can choose to do activities as and when it works for you and your family from the following ideas

Linked to Literacy text	<ul style="list-style-type: none"> • Watch and enjoy The Very Hungry Caterpillar by Eric Carle: https://www.youtube.com/watch?v=75NQK-Sm1YY • Write a list of what the caterpillar ate each day, e.g. <i>On Monday he ate one apple etc.</i> • Talk to your child about what they like to eat and write their own list, e.g. <i>I like chips etc.</i> • After watching the story <i>Caterpillar Shoes</i>, find shoes belonging to people in your house and make labels for them on sticky notes or paper, e.g. <i>flip flops, trainers, football boots, etc.</i>
Linked to Home Learning Letter usually sent out– Growth over time	<p>This fortnight's task is to find out about how you have grown and changed over time from when you were a baby until now.</p> <p>We want the children to be able to talk about the many different ways they have changed & will change in the future too e.g. "When I was a baby I couldn't talk or write but now I can. When I was a toddler I learned how to walk but now I can run, jump and skip too! When I'm in Year One I will learn to write a story/count past 100, etc. When I'm older, like my daddy, I want to be a farmer/scientist/teacher" etc.</p> <p>Here are a few ideas that you could try:</p> <ul style="list-style-type: none"> • Find 3 or 4 photos that show your child at different ages. Can they put them in order from the youngest one and make a timeline of their life so far? • Find a photo of when they were younger – talk about & write down all the things they could do when they were that age. • Make a Now & Then page/book to show the differences & changes between them now and at one point in the past. • Create a day in the life of me...when I was a baby and now. How was their day different? Are there any similarities? • Talk about the future – this could be tomorrow, next week, next year or when they are much older. It would be useful to take this opportunity to talk about when they are in Year One – what will be the same/different?
Linked to Being Creative – try to incorporate activities that include Art, Craft, Design, Construction, Music, Dance & Role-Play	<ul style="list-style-type: none"> • Make a model of a chosen bug using recycled materials or playdough or using a rock or large stone <div data-bbox="268 1328 699 1597">  <p>Rock Bugs</p> </div> <div data-bbox="716 1335 1120 1507">  </div> <div data-bbox="1142 1249 1481 1498">  </div> <ul style="list-style-type: none"> • Make a bug hotel or mini beast mansion! https://www.redtedart.com/simple-bug-hotel-for-kids/?cn-reloaded=1 • Listen to the song: https://www.youtube.com/watch?v=wAjCCUoFAeI Repeat joining in with the chorus. Can you come up with some actions to put with the words? Practise the song with your actions and then perform. • Watch Mini beast Adventures with Jess https://www.youtube.com/watch?v=a8xqh2H5dGw <div data-bbox="1275 1693 1461 1917">  </div>

Ordering random numbers from smallest to largest:

Name: _____

Date: _____

Ordering Numbers (1 to 10).

Put the numbers in order from the smallest to the largest.

Example:

5, 4, 2, 7



1)

9, 1, 3, 6




2)

2, 9, 8, 4



3)

3, 10, 2, 8



4)

6, 5, 2, 9



5)

1, 4, 10, 7

