



Science

Living Things and Their Habitats

Making New Plants2




Aim

- I can describe how some plants reproduce.

Success Criteria

- I can describe asexual reproduction in plants.
- I can identify advantages and disadvantages to sexual and asexual reproduction in plants.
- I can explain different ways to make new plants.

Asexual Reproduction



Some plants use sexual reproduction to make seeds, which grow to make new plants. These plants need pollen (containing the male gamete) from one flower to fuse with the ovule (the female gamete) of another flower, which makes a seed.

However, some plants use asexual reproduction to make new plants.


Unlike sexual reproduction, asexual reproduction only needs one parent plant to make new plants.

Because there is only one parent plant, there is no fusion of gametes, and no mixing of genetic information. The new plants are identical to the parent plant. They are clones.


Plants That Use Asexual Reproduction

Other plants produce side branches or runners with new plantlets on. The roots of each plantlet grow down into the soil, and the plantlets will grow to form new plants identical to the parent.

Spider plants and strawberries are examples of plants that reproduce this way.



Potato plants grow tubers underground during the spring and summer. These tubers will grow into new plants the following spring if they are left undisturbed.



Daffodil bulbs store energy underground. Once the daffodil plant has died back, the bulb develops side shoots that will grow into new daffodils for next year.




Plants That Use Asexual Reproduction

Some plants develop bulbs or tubers underground. These bulbs or tubers will develop into new plants for the following year. The new plants will be genetically identical to the parent plant.

Daffodils and potatoes are examples of plants that reproduce this way.



Spider plants send out branches with baby plantlets on. Each plantlet will grow into a new plant.



Strawberry plants send out runners with small plantlets on. These will each grow into a new strawberry plant.

Making New Plants



You are going to work with a partner to try to make new plants from one parent plant.

If you are successful, each plant that grows will be a clone of the parent plant! This means it will be genetically identical to the parent plant.

Follow the instructions on your Taking Cuttings Activity Sheet to try to make new geranium plants.

Complete the activity sheet with your explanation of how you will make new plants.



Aim



- I can describe how some plants reproduce.

Success Criteria

- I can describe asexual reproduction in plants.
- I can identify advantages and disadvantages to sexual and asexual reproduction in plants.
- I can explain different ways to make new plants.

