



We enjoyed the infant Nativity rehearsal on Friday and the children are excited to perform to parents this week.

Our value next half-term is **Courtesy**

Our new value this half term is **Courtesy**, which of course links very closely with our values of **Kindness** and **Respect**.

Definition of Courtesy: A polite remark or respectful act.

What does courtesy look like?

People who show courtesy:

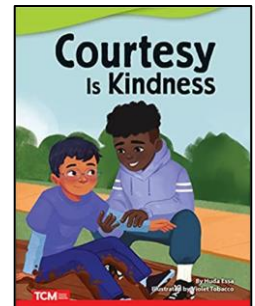


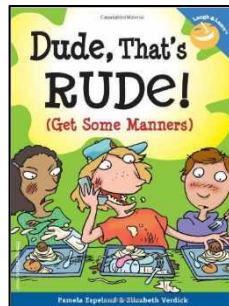

- Show politeness and manners to everyone.
- Show good manners to others.
- Speak to each other nicely and in a positive way.
- Listen to other people carefully.
- Say what other people have done well.
- Talk, work and play with everyone fairly and don't let differences get in the way.
- Treat others how they themselves would like to be treated.

People who show courtesy realise:

- Saying please, thank you, excuse me, hello and goodbye are just some expressions that demonstrate you are a courteous person.
- When you speak and act courteously, you give others a feeling of being valued and respected.
- That everyone has an opinion that is worth listening to.
- That we are all different.
- That we should show everyone respect.



Why not read the following books about courtesy?



Dates for your diary

Mon 19/12	Reception & KS1 Nativity Performance @ 1:30pm
Tues 20/12	Reception & KS1 Nativity Performance @ 1:30pm
Wed 21/12	School closes for Christmas (Fri 06/01 INSET for staff only)
Mon 09/01	School reopens after the Christmas break
Mon 16/01	Extra-curricular clubs start for the spring term – details to follow
Thurs 12/01	PCSO Will visiting Reception class – people who help us learning

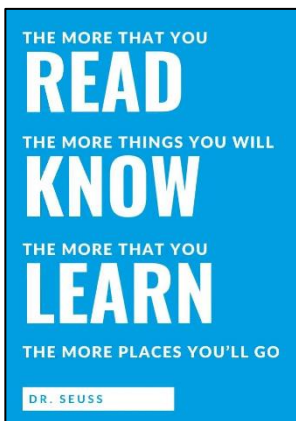




Spring term 2023 extra-curricular clubs

Our clubs have gone live on the School Spider app. Clubs will run for 9 weeks across the spring term with no clubs on the first week of each half-term due to whole-school staff training – w/c 9th January and w/c 20th February. Once again, we have tried to provide a balance between infant and junior clubs covering a range of sports and interests. There have been some changes to the clubs on offer:

- We have bought in Morecambe Community Football coaches to run a KS2 Girls' Football Club next term following a request from Etta in Y6.
- Football will run until February half-term and then Mr Thwaites will be replacing this with a Cricket Club – details to follow.
- Mrs Booth has changed her singing club to a Music Club and has just four spaces available.
- Mrs Strong will be running an Y3 & Y4 Art Club with Miss Doyle offering Y1 & Y2 children a Crafts Club.
- Both Mrs Booth and Mrs Strong will be working towards the ['Arts Award Discover'](#).
- Cooking now open to Y5 & 6 children instead of Y3 & 4.



Home Reading Reminders

We prioritise reading at Mossigate as it is so important in enabling children to access and succeed across the full curriculum and develop their language skills.

We ask that parents read with their child daily for at least 20 minutes, regardless of age, to check for understanding and to support with unfamiliar words.

Junior children (and some Y2) will be expected to read at least one book and score 80%+ in their reading quiz every week – this is **checked every Thursday**.

In the **infants**, staff monitor the number of adult signatures in reading records, at least four please, and this is **checked every Friday**.

Meet the Governor - Colin Hartley

How did you become involved with Mossigate? After taking early retirement, I knew that I would have some time and I wanted to help in the community. Education is so important – it's the building block for everything, so I wanted to get involved. I had heard that schools were always looking for governors and that they were essential for their running/development, so I contacted Lancashire County Council. They suggested four local schools. I spent some time looking at the Mossigate website and was 'blown away' by what it was achieving. I wanted to be part of this to help its continued success. I applied and was accepted and have not regretted it for one second. Mossigate is fantastic!



How long have you been a governor at Mossigate? Since 2013

What is the most enjoyable part of being a governor? I'm not going to pick just one!

- Coming into school to see some very well behaved and hardworking children in class (of course).
- Seeing special events, such as themed assemblies, which the children have planned and presented.
- Speaking to the dedicated staff and hearing about the school's achievements. I'm especially proud of the flexible teaching arrangements the school quickly put in place during the Covid lockdowns.
- Last but not least, seeing some small people arrive each year in Reception and knowing they will leave Year 6 confident, well prepared and ready to face the challenges of secondary school.



Christmas Raffle Winners

We raised **£337** from the sale of our Christmas Raffle tickets this year. Three of our House / Vice Captains had the honour of picking three winning tickets.

- 1st prize - £100: Szczepaniak family
- 2nd prize - £50 M&S Vouchers: P. Singleton
- 3rd Prize - Hamper: M. MCGAHON

Communication systems survey feedback

Thank you to all of the parents who completed our survey about communication systems. We had 116 responses, which is brilliant, and your feedback is very valuable to us and helps us to reflect and improve.

I've included the questions below with responses summarised.

1. Which social media platform do you use the most? **87% use Facebook with 9% using Instagram. We will continue with Facebook being our social media platform.**
2. Do you find Mossgate Facebook posts useful? **97% said yes.**
3. When using the School Spider platform to send out messages, we have the option to send as a smartphone message, email or both. We currently send as both to ensure we are reaching as many parents as possible. (Please note we cannot set personalised options for individual parents as this feature does not exist within the School Spider platform.) Which communication method(s) do you prefer? **75% want information to be sent through the app and by email.**
4. We recognise how busy you are and send reminders to help. Do you find these useful / helpful? **98% find reminders useful, so we will continue to do this.**
5. We recently moved away from printed newsletters due to costs and to reduce waste. We now upload newsletters to our website, post on Facebook and share in the School Spider app. How do you currently access newsletters when published? **68% access newsletters through the School Spider app, 35% through the Facebook link and 7% using the school website. We will continue to share in the same way.**
6. We also asked for comments regarding current Facebook posts and newsletters. Parents overwhelmingly said that they feel there is a good balance between sharing what the children are learning, how the school is improving, school reminders and community events.

Suggestions for the future included:

- | | |
|---|---|
| 1. Information about what the PSFA do and who they are. | We currently do this for our school governors and I think this is something we can easily introduce. |
| 2. More photos of my child. | The aim is for every class to post weekly so parents have a better understanding of the learning that has taken place. We will look at how we can increase the number of photos / posts. |
| 3. Children posting to explain what they have been learning. | This is an interesting idea and something we are currently discussing. |
| 4. Curriculum information so we can support learning at home. | We are currently in the process of updating this and will be once again be sharing class curriculum newsletters in the new year. |



Well done to **KS2** for two fantastic **Christmas Concerts** this week. The children entertained us with their own musical compositions, singing and poetry which they wrote and performed as well. Videos of each class will be soon uploaded to our website for you to enjoy at home. Thank you to all the children, teachers, teaching assistants and Mrs Booth, Music Leader at Mossgate, for all their hard work.

Anti-Bullying Ambassadors

Eight children from years 5 and 6 attended Anti-Bullying Ambassador training last week in Preston with Mrs Taylor and Miss Myers. They explored the different types of bullying behaviour, signs and symptoms and what to do to support. They returned to school with practical ideas and top tips to prevent bullying to ensure everybody in our school feels safe and happy which they have already shared with me! I've suggested that we meet with Mr Thwaites, Mrs Taylor and Miss Myers so we can look at how they can work across the school in their new roles. Thanks to Mr Thwaites for organising the training. They will also receive monthly update training. *(Etta also attended the Anti-Bullying Ambassador training.)*

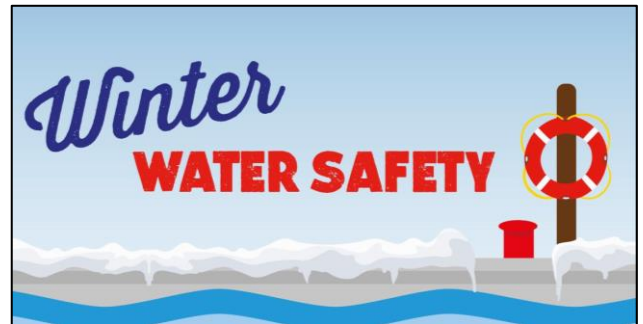


Stay safe in winter – the dangers of frozen waters

In winter, children and pets are particularly at risk when tempted to play on the ice formed on open water, and adults can find themselves at risk in attempting to save them. Here are some useful tips to help you know what to do in an emergency. Please take time to share with your child.

What to do if you fall through the ice:

1. Keep calm and shout for 'help'.
2. Spread your arms across the surface of the ice in front of you.
3. If the ice is strong enough, kick your legs to slide onto the ice.
4. Lie flat and pull yourself towards the bank.
5. If the ice breaks, work your way to the bank-breaking the ice in front of you anyway.
6. If you cannot climb out, wait for help and keep as still as possible. Preserve heat by pressing your arms by your side and keep your legs together. Keep your head clear of the water.
7. Once you are safe, go to hospital immediately for a check-up.



What to do if you see someone fall through the ice:

1. Shout for assistance and phone the emergency services – call 999 or 112.
2. Do not walk or climb onto the ice to attempt a rescue.
3. Shout to the casualty to 'keep still' and offer reassurance to keep them calm.
4. Try and reach them from the bank using a rope, pole, tree branch, clothing tied together or anything else which can extend your reach.
5. When reaching from the bank, lie down to avoid being pulled onto the ice.
6. If you cannot reach them, slide something which floats, such as a plastic bottle or football, across the ice for them to hold onto to stay afloat whilst help is on the way.
7. If the casualty is too far away, do not attempt to rescue them. Wait for the emergency services while calming and reassuring the casualty.

What to do after the casualty has been rescued from the ice:

1. Make sure the ambulance is on its way.
2. Lay the casualty flat, check for normal breathing and begin resuscitation if necessary.
3. Prevent them from getting colder by covering them with warm clothing, blankets etc.
4. Get them out of the cold under cover or create some shelter around them.
5. Until the casualty is in a warm place, do not undress them.
6. Do not rub their skin, do not apply hot water bottles and do not give an alcoholic drink.
7. Keep them wrapped up so they warm up gradually.

Wishing all of our families a wonderful Christmas and Happy New Year. Mr Smith and the Mossgate team

